



PAARAgraphs



Celebrating 64 years as an active ham radio club—Since 1937
Newsletter for the Palo Alto Amateur Radio Association, Inc.



CALENDAR

- October.....5, **PAARA Meeting**, 7:30
Menlo Park Recreation Center
700 Alma Street, Menlo Park
- October.....10, **PAARA Board Meeting**, 7:30
Red Cross Bld., 400 Mitchell Ln., Palo Alto
- November....2, **PAARA Meeting**, 7:30
- November....7, **PAARA Board Meeting**, 7:30
- December.... 7, **PAARA Meeting**, 7:30
- December...12, **PAARA Board Meeting**, 7:30

2 m **CODE PRACTICE**, 2000 to 2030 PST Tues
N6NFI 145.23 repeater
Also try 7.100 for 24 hr code practice



PROGRAM

October 5, 2001
7:30 P.M.

“Show'n Tell”

Join us for **pre-meeting eyeball**
at Su Hong Restaurant , 1039 El Camino Real, Menlo Park
Food will be served at 6:00 sharp, so guests will be on time for the PAARA meeting.
Those arriving late will be responsible for their own order and bill.

—PAARA Radio NET every Monday evening at 8:30 P.M., local time—
on the 145.230 -600 MHz repeater, PL tone off

Shedding the Light on Darksuckers

And Why Your Power Company Doesn't Want You to Know About Them

By **Stu Greene WA2MOE**,

<wa2moe@doitnow.com>

For years the electrical utility companies have led the public to believe they were in business to supply electricity to the consumer, a service for which they charge a substantial rate. The recent accidental acquisition of secret records from a well known power company has led to a massive research campaign which positively explodes several myths and exposes the massive hoax which has been perpetrated upon the public by the power companies.

The most common hoax promoted the false concept that light bulbs emitted light; in actuality, these 'light' bulbs actually absorb DARK which is then transported back to the power generation stations via wire networks. A more descriptive name has now been coined; the new scientific name for the device is DARKSUCKER.

This newsletter introduces a brief synopsis of the dark-sucker theory, which proves the existence of dark and establishes the fact that dark has great mass, and further, that dark particle (the anti-photon) is the fastest known particle in the universe. Apparently, even the celebrated Dr. Albert Einstein did not suspect the truth.. that just as COLD is the absence of HEAT, LIGHT is actually the ABSENCE of DARK... scientists have now proven that light does not really exist!

The basis of the darksucker theory is that electric light bulbs suck dark. Take for example, the darksuckers in the room where you are right now. There is much less dark right next to the darksuckers than there is elsewhere, demonstrating their limited range. The larger the darksucker, the greater its capacity to suck dark. Darksuckers in a parking lot or on a football field have a much greater capacity than the ones in used in the home, for example.

It may come as a surprise to learn that darksuckers also operate on a celestial scale; witness the Sun. Our Sun makes use of dense dark, sucking it in from all the planets and intervening dark space. Naturally, the Sun is better able to suck dark from the planets which are situated closer to it, thus explaining why those planets appear brighter than do

(Continued on page 87) Darksuckers

Miscellaneous Dates

Flea Market at Foothill (info: <<http://www.electronicfleamarket.com>>)
October 13 SJ RED CROSS

PAARA Palo Alto Amateur Radio Association
meets 1st Friday 7:30 each month, Net 145.230 each Monday 8:30,
contact: Andreas Junge N6NU.....(650) 233 0843

FARS Foothills Amateur Radio Society
meets 4th Friday 7:30 each month,
contact: Sheldon Edelman N6RD, 650-858 2176, n6rd@earthlink.net

NCDXC Northern California DX Club
meets 2nd Friday 7:30 each month, repeater for member info 147.360, Thur 8:00PM,
contact: Bob Mammarella KB6FEC 408 729 1544.

NorCalQRP Northern California QRP Club
meets 1st Sunday each month,
contact: Jim Cates 3241 Eastwood Rd., Sacramento, CA 95821.

Perham Foundation,
contact: (408) 734 4453,

SPECS Southern Peninsula Emergency Communication System
meets each Monday 8:00PM on Net 145.27, 440.80 MHz, www.specsnet.org
contact: Tom Cascone, KF6LWZ, 650-688-0441 specs@sypal.org

SCARES South County Amateur Radio Emergency Service
meets 3rd Thursday 7:30 each month, San Carlos City Hall.
Net is on 144.45 & 444.50 (PL-100) 7:30 Monday evenings.
contact:

SCCARA Santa Clara County Amateur Radio Association
Operates W6UU repeater 146.385+ Nets: 2m, W6UU, 7:30 Mon; 10m,
28.385, 8:00 Thur. meets 2nd Mon each month.
contact: Jack Ruckman AC6FU

SVECS Silicon Valley Emergency Communications
Operates WB6ADZ repeater (146.115 MHz+)
contact: Lou Stierer WA6QYS 408 241 7999

WVARA West Valley Amateur Radio Association
operates W6PIY repeater 147.39+, 223.96, 441.875, 1286.2
meets 3rd Wed every month.
contact: Glen Lokke Jr. KE6NBO at 408 971 8626, or gllokke@pacbell.net

Disaster Services

PALO ALTO CHAPTER, American Red Cross, www.paarc.org
400 Mitchell Lane
Meets 3rd Wed. each month 7:30PM,
HF, packet, BBS, ATV, OSCAR Gateway, NASA satellite.
contact: Mac Millian 650-688-0423. MACM@paarc.org

SAN JOSE CHAPTER, American Red Cross
contact: Scott Hensley KB6UOO, (408) 967 7924, FSHENSLEY@NOVELL.COM

VE Exams, 3rd Saturday each month, 10:30AM, 145.23- PL=100Hz
Redwood City Main Library, Community Conference Room
1044 Middlefield Road, Redwood City, CA
contact: Al WB6IMX@att.net

Swap meet, LosPositas College, Livermore, 1st Sunday each month.
Contact: Cliff Kibbe (209) 835 6715 or Eliot Ross (925) 606 7710

(please send changes to PAARAgaphs editor: k6uro@arrl.net)

Palo Alto Amateur Radio Association, Inc. PO Box 911 Menlo Park, CA 94026

President Andreas Junge N6NU.....(650) 233 0843
n6nu@arrl.net
Vice President Dick Kors, KM6EP.....(650) 965 3766
dk@ofkors.com
Secretary Jay Melvin, WA6SBO.....(650) 726 4361
wa6sbo@arrl.net
Treasurer Bob Korte, KD6KYT.....(650) 595 1842
RGK4U@aol.com
Membership.....Vic Black, AB6SO.....(650) 366 0636
vic.black@adept.com, ab6so@smrn.com
W6OTX Station Trustee.. ?
K6YQT Station Trustee..Gerry Tucker, N6NV.....(650) 326 4908
Property.....Gerry Tucker, N6NV(650) 326 4908
Badges.....Don Trask, KF6JMQ.....(408) 251 6494
ARES Officer.....Lily Anne Hillis, N6PGM(650) 325 5484
Club Historian ?
Advertising.....Bob Korte, KD6KYT.....(650) 595 1842
WebmasterAndreas Junge N6NU.....(650) 233 0843
n6nu@arrl.net

Board of Directors

Don Trask, KF6JMQ (408) 251 6494 '01
trask@shell3.ba.best.com
Joel Wilhite, KA7TXV (650) 325 8239 '01
ka7txv@qsl.net
Gerry Tucker, N6NV (650) 326 4908 '01
Pat Gormley, KB6HZM (650) 369 3550 '02

(see "Calendar" for Board meeting times, visitors welcome)

PAARAgaphs Staff

Editor.....Wally Porter, K6URO.....(650) 494 7038
k6uro@arrl.net
Database.....Don Trask, KF6JMQ.....(408) 251 6494
trask@shell3.ba.best.com
Columns.....Vic Black, AB6SO.....(650) 366 0636
vic.black@adept.com

PAARAgaphs e-mail address: k6uro@arrl.net
Submit material for PAARAgaphs by the 15th
PAARA Website <http://www.qsl.net/paara/>

Contest Calendar

~Vic Black, AB6SO~

(for rules and exchanges, see www.contesting.com)

Contests October, 2001

6 TARA PSK31 Rumble 0000Z - 2400Z, Oct 6
6, 7 Oceania DX Contest, Phone 0800Z, Oct 6-0800Z, Oct 7
6 EU Autumn Sprint, SSB 1500Z - 1859Z, Oct 6
6, 7 California QSO Party 1600Z, Oct 6 - 2200Z, Oct 7
6, 7 QCWA QSO Party 1900Z, Oct 6 - 1900Z, Oct 7
6, 7 Iberoamericano Contest 2000Z, Oct 6 - 2000Z, Oct 7
7 RSGB 21/28 MHz Contest, SSB 0700Z - 1900Z, Oct 7
10 10-10 Day Sprint 0001Z - 2400Z, Oct 10
10-12 YLRL Anniversary Party, CW 1400Z, Oct 10-0200Z, Oct 12
13,14 ARRL International EME Competition 0000Z, Oct 13-2359Z, Oct 14
13,14 Oceania DX Contest, CW 0800Z, Oct 13 - 0800Z, Oct 14
13 EU Autumn Sprint, CW 1500Z - 1859Z, Oct 13
13,14 Pennsylvania QSO Party 1600Z, Oct 13-0500Z, Oct 14 and 1300Z-2200Z, Oct 14
13 FISTS Fall Sprint 1700Z - 2100Z, Oct 13
14 North American Sprint, RTTY 0000Z - 0400Z, Oct 14
20, 21 JARTS WW RTTY Contest 0000Z, Oct 20 - 2400Z, Oct 21
20, 21 Worked All Germany Contest 1500Z, Oct 20 - 1459Z, Oct 21
21 Asia-Pacific Sprint, CW 0000Z - 0200Z, Oct 21
21 RSGB 21/28 MHz Contest, CW 0700Z - 1900Z, Oct 21
21, 22 Illinois QSO Party 1800Z, Oct 21 - 0200Z, Oct 22
24-26 YLRL Anniversary Party, SSB 1400Z, Oct 24 - 0200Z, Oct 26
27, 28 CQ Worldwide DX Contest, SSB 0000Z, Oct 27 - 2400Z, Oct 28
27, 28 SLP Competition (SWL) 0000Z, Oct 27 - 2400Z, Oct 28
27, 28 10-10 Int. Fall Contest, CW 0001Z, Oct 27 - 2400Z, Oct 28

Join us for pre-meeting eyeball

QSO Oct 5th gab & gobble

Food will be served at 6:00 sharp, so guests will be on time for the
PAARA meeting. Those arriving late will be responsible for their own
order and bill.

**6 pm— at Su Hong Restau-
rant**

**1039 El Camino Real
Menlo Park**

—across from Kepler's Book Store—





PAARA PONDERINGS

de VIC BLACK, AB6SO

Each month for a while, I'll highlight a different linked VHF/UHF repeater system in the Northern California region. With a linked system, every time you key up one repeater, you also key up all of the other repeaters in the system simultaneously. This allows you to cover a very large area with a simple hand held radio. Linked repeaters can be either full time linked or linked on demand. Some systems use only one band while others use cross band linking to allow access from more than one band. The main thing to remember about using linked repeaters is to wait a second or so after keying up before you talk to allow for propagation delays in bringing up all of the repeaters in the system.

This month's entry is interesting because it uses the 1.2 GHz band. **Bob Warmke W6CYX**, as trustee for the Alum Rock Repeater Club W6RLW, has pulled together a linked system that also includes 2.4 GHz. Northern California is unique in the US in that we have nearly 60 repeaters on 1.2 GHz and at least four 2.4 GHz repeaters. Signals can travel just about as far on the 1.2 GHz band as on 2 meters. A bonus is that background noise levels tend to be lower on 1.2 GHz than on 2 meters (maybe that's why so many commercial interests have their covetous eyes on this band). In urban areas propagation can be even better than 2 meters because signals reflect well from places that 2 meters can't penetrate. You can sometimes transmit from inside steel buildings, for instance, so long as the windows are big enough for the signals to fit through. New multi-band handie-talkies, such as the four-band Icom T-81A, include 1.2 GHz at a very reasonable cost. An added bonus is that high gain antennas are small for this band.

Eleven 1200 MHz and one 2400 MHz repeaters are linked full time to make up the W6RLW system located at 11 sites. Transmit offsets are (-) 12 MHz and PL is 88.5 Hz. Locations and frequencies are:

Mount Saint Helena, Napa County 1283.200 MHz, call-sign KC6REK at 4344 feet elevation. Mount Vaca 1285.050 MHz at 2800 feet. Mount Tamalpais, Marin County 1287.900 at the 1000 foot level. Mount Rose, NV (Lake Tahoe) 1287.800 at 8600 feet. Hawthorne, NV WA6BXP on 1284.975 at the 10500 foot level of Corey Peak. Niles Canyon, Alameda County KE6WED 1284.725 at 2200 feet. Alum Rock Area of San Jose 1282.0 and 2425.0 (base of Mount Hamilton, 850 feet). Mount Hamilton 1285.0 at 4300 feet. Saratoga, Santa Clara County 1283.0 at 1900 feet. Santa Cruz County 1282.200 at 2148 feet, and Mount Bullion 1287.600 (covers Fresno County) from 4100 feet elevation.

Using only a simple hand held transceiver or mobile rig, you can access the system from the Santa Cruz area, the greater Bay Area, The North Bay, the Sacramento and San Joaquin Valleys and the northern high Sierra. This is a great system and the users are friendly. They even meet for

breakfast in San Jose each week and again at the Livermore Swap Meet once each month. For a color system map along with other details and photos, visit <<http://www.ynn.com/rwarmke>>.

Here are some recommended repeater operating procedures provided by Radio Amateurs Canada, the Canadian equivalent of ARRL.

Use simplex wherever possible, freeing the repeater for necessary uses. Monitor the repeater (listen) or determine if the repeater is in use, and if there are any peculiarities in its operation. After listening for a few seconds, identify, un-key and listen to see if it was quiet for a reason, and to allow someone to let you know if there is a reason not to continue (low audio, low signal strength, etc). Then, if all OK, proceed.

Don't break into a contact unless you have something to add. Interrupting is no more polite on the air than it is in person. Interruption without identification constitutes malicious (and illegal) interference. Use the minimum power to key up the repeater. To make contact, simply indicate that you are on frequency. For example, "VE1ZZZ monitoring". Do not kerchunk.

Remember that many non-hams are monitoring amateur radio transmissions with scanners. Watch your language and your manners. Please don't bring disrepute on the Amateur Radio Service. Repeaters are intended to facilitate mobile and portable operation. During rush hours, base stations should relinquish the repeater to commuting mobiles. Some repeater owners have strict rules requiring this. Keep transmissions short and thoughtful. Do not monopolize the repeater. Pause between transmissions to allow other amateurs to identify themselves if they wish to use the repeater. Pausing also allows the timer to reset, avoiding a "time-out".

Identify legally. In Canada that means at the beginning and end of a contact and every thirty minutes of operation. (In the US, identify every ten minutes).

Repeaters are installed and maintained at considerable expense and inconvenience. Regular users of a repeater should financially support the individual or club owner in their efforts to keep the repeater working properly.

Autopatch Operation: Many repeaters are equipped with autopatch facilities which, when properly accessed, connect the repeater to the telephone system to provide a public service. Because of past abuses, use of the autopatch is often restricted by the local repeater owners, but may be available to visiting amateurs on a courtesy basis. Never use an autopatch to avoid a long-distance call, or for any commercial purpose. Even if your use is marginally legal, the repeater owner has the right to terminate your call.

Listen for a few seconds to see if the repeater is in use, then identify, un-key and listen to see if it was quiet for a reason, and to allow someone to let you know if there is a reason not to continue (low audio, low signal strength, etc). Then, if all OK, proceed.

To use the autopatch, first identify yourself "VE1ZZZ for
(Continued on page 89) PAARA Ponderings



WEB WANDERINGS

de Vic Black, AB6SO

All of you holdouts who haven't signed up for web access yet may want to reconsider. The monthly cost is now fairly low and access allows you to download lots of free Amateur Radio software. We've written a lot about software that performs receiver audio digital signal processing or uses your computer's sound card in place of data controllers to send and receive PSK-31 and RTTY. Other programs turn the sound card and computer into a spectrum analyzer or CW code and decode device. Go to <http://www.qsl.net/soundcardpacket/> for free software that allows your sound card to simulate a TNC for sending and receiving packet radio. This site, maintained by **Ralph Milnes KC2RLM**, supports the free utility program AGWPE, written by Greek Amateur **George Rossopulos SV2AGW**. AGWPE stands for "AGW's Packet Engine". This is one of the few programs available to encode and decode packet tones using a computer sound card. AGWPE works with your radio and 16 or 32-bit Sound Blaster compatible sound cards running under Windows 95, 98, ME, and 2000. You can also go directly to Rossopulos' home page for more information about the other capabilities of this freeware at <http://www.elcom.gr/sv2agw/agwsc.htm>.

Another Amateur Radio software page with nearly 20 categories of software is at <http://personal3.iddeo.es/ea3qp/soft1.html>. Since this is a Spanish web site, some of the links are in European languages, but most are in Amateur Radio's universal language, English. Many of the software packages are freeware and are immediately available for downloading. A sampling of categories includes Voice Recorders, TX/RX Control, DSP, SSTV, Logging Programs, Utilities, Contest Simulators, etc. Each category includes many, many programs to download. There are 23 SSTV programs and 29 programs for Digital Modes, for instance.

Harry Pyle AB7TB from Bellevue, WA offers freeware called MorseMail, which is available at <http://www.seanet.com/~harrypy/MorseMail>. Harry explains, "I've been practicing the Morse code art for close to 40 years now. It has given me so much pleasure I'm hoping to find a way to foster its use in this new 'digital age' so the art can be preserved through future generations." He describes MorseMail as a simple text format that encodes mark and space times to make it possible to send Morse coded messages via email. MorseMail records and plays keying and sends and receives it via text using email and your soundboard as a "transceiver" for QSOs. The software allows you to hold interference-free CW contacts with other hams as an end unto itself or practice your CW skills for later use on the air.

PAARA President **Andreas Junge N6NU** recommends the STSPLUS Home Page at <http://www.dransom.com/stsplus.html>. This web site program predicts satellite orbits and shows them on the map in real-time.

Dave Fifield AD6A has located a nice distance calculator for use with the Palm Pilot. The software, written by **Rex Ailers KK6MK**, is located at http://www.dnai.com/~rexa/Projects/gl_dist.html. The program works from either Maidenhead Grid Locators or latitude/longitude to calculate the distance between any two points on the globe. It also calculates bearing information. Dave says, "It's an excellent piece of work. I used this for the 10 GHz Cumulative Contest in which I was a QRP entry with my FT-817 driving a transverter with 280mW out to a 3 foot dish." Dave jokingly asked, "Where were all the East Coasters? Didn't hear a peep from any of you on 10 GHz."

You may recognize Dave as the designer of the NorCal 20 transceiver and proprietor of Red Hot Radio, a kit radio manufacturer. Dave is an avid homebrewer and designer for all bands, including laser. His NorCal 20 project started as a club kit for the NorCal QRP Club. 500 kits were sold for \$100 each. For every kit sold, NorCal QRP club donated one for free distribution to operators located in third world countries. They are now being used in places like Rwanda, Bulgaria, etc. Some of the countries can't be mentioned since there may be restrictions on sending "high tech" equipment directly to those countries. The British QRP group, G-QRP, handled distribution of the kits at their discretion and without direct knowledge of any of the NorCal personnel.


Amateurs with an interest in VHF and UHF should check out the web site for the Central States VHF Society located at <http://www.csvhfs.org>. Especially check the Contests listing. The Society sponsors an annual contest, "States Above 50 MHz Program" from 1 July through 30 June. The idea is to work at least 30 or more states in a one-year period on the bands from 50 MHz through 2.4 GHz using any modes available on those bands. Scoring is determined by adding the sum of the number of states worked on each band. For example, if you worked 27 states on 6 meters, 2 states on 2 meters and 1 state on 70cm, you would have a total score of 30 states and be eligible for a certificate. If you made just one contact locally on each of the available bands, you would already have 7 points.

VHF and UHF operating is a challenge because signal levels are generally low. Actually, all of Amateur Radio is considered weak signal operating and hams tend to be experts at hearing low level signals buried in noise and interference. Every now and then the subject arises concerning interference from non-hams in the Amateur Bands. After it was pointed out that the new consumer "Atomic Clocks" emit signals in the weak signal portion of the 70 cm band, the ARRL's **Ed Hare W1RFI** responded, "These devices are FCC Certificated under Part 15 rules as 'periodic emitters.' The ones I have looked at transmit for about 50 milliseconds every 30 seconds or so. Most operate on 433.92 MHz, a European Industrial, Scientific and Medical band. To date, I have no reports of harmful interference to Amateur communications from legal devices.

One fact that is not well understood amongst amateurs is that all amateur spectrum is shared with somebody. Part 15


(Continued on page 89) Web Wanderings

Flea Market 2001




"Hot Dogs are it!"


Program Sept 7th



Roy: "A night of hardware with HRO"



"Excellent Servers"



"Money team"



GOOD OLD STUFF

Radio Bugs

Rick Ferranti WA6NCX


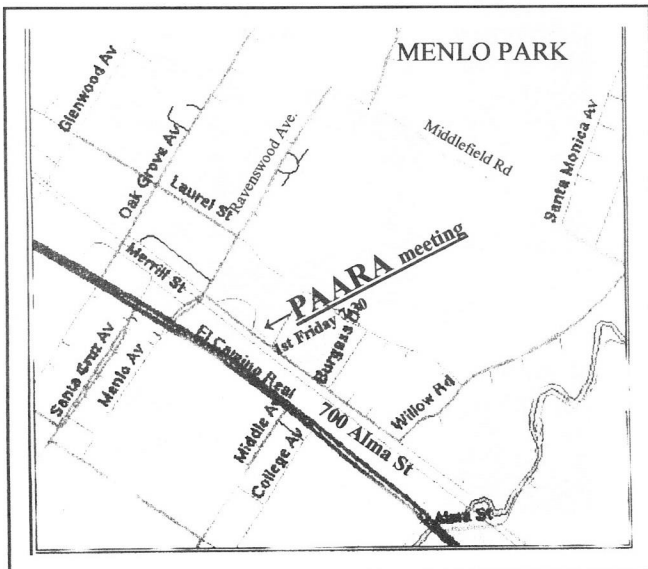
Copyright 2001
 remler@juno.com

The title doesn't refer to software bugs in the computerized innards of the latest PacRim transceiver, though indeed a radio like this (or at least its packing box) makes an appearance here. No, the kind of bugs I'm talking about either fly or crawl, and their unwanted association with my radio hobby borders on something you'd read in a Stephen King novel.

The Radio of the Flies

I enjoy collecting and restoring old radios, particularly communications gear stretching back to the 1930's. About ten years ago a well-known collector in Maine advertised an 1947-vintage communications receiver for sale at a very attractive price. It was a bit distressed, he told me, but the dial looked nice and the tuning mechanism operated smoothly, and that's all I usually need (along with a low price) to add some old dog to my collection. So one grey late November day I tooled up to his house, a two-hour drive north of the Boston area where I was living at the time. The seller, besides being an old-time ham and a bit of a curmudgeon, was a real self-sufficient Yankee, with an impressive expertly engineered but entirely homebrewed hydro power plant installed over a creek by his house.

When it came time to dig out the radio, it lay covered by a tarp in the back porch of the old farm house. "Damn flies," he said as he pulled off the cover, "they get in here from the horse farm next door. Cold weather kills 'em off." I watched with not a little annoyance as he brushed dozens of fly carcasses off the set. The receiver really was distressed, but was all there, the dial looked nice, and it would fix up pretty well with some work. I carried it out to the car, dumped it in the trunk, paid my host and thanked him for the tour of his hydro plant and radio collection, and headed



home in the cold grey November skies.

It was late in the afternoon when I got the set home and put it in the basement workshop. A couple of hours later I went downstairs to take some laundry from the dryer, and noticed a couple of flies zinging around the basement. That's funny, I thought, I wonder where they came from. After dinner, I went down again to poke around in my new radio acquisition. This time, there were at least a dozen flies buzzing everywhere. I began to get suspicious, walked over to the old receiver, and opened its cabinet lid. To my horror and amazement, the insides looked like the fly equivalent of a beehive; dozens and dozens of flies crawling in among the tubes and taking off from every corner. Those damn flies weren't dead, they had been hibernating in the cold! My nice warm basement had been enough to reawaken them, and the workshop was rapidly filling up with flying insects!

I grabbed a big plastic garbage bag and dumped the receiver in it. On the way out the basement door, I took along an insect bomb, one of those aerosol cans of insecticide that you set off in a room, go away for a few hours, and come back to an insect-free space (and your very own EPA Supersite). Radio in bag goes in garden shed, insect bomb gets set off in bag, bag gets sealed up, garden shed gets locked up, and Rick goes back into the basement to swat a couple dozen flies.

I lost interest in the old communications set for awhile. Before the winter snows buried the shed, I did uncover the radio and let it air out for a few more weeks before brushing out every stone-dead fly carcass I could find. But I never brought it back into the house. That Spring I sent the receiver away to a guy who wanted it so badly and gave me such a sob story that all I asked for was the postage. This ham, who turned out to be a big-time Collins radio collector and is anything but a poor struggling radio fan, tried to cheat me out of even the postage. Oh well, he got more than he asked for; he got my Radio of the Flies!

(Continued from page 81) Darksuckers

those which are far distant from the Sun.

Occasionally, the Sun actually oversucks; under those conditions, dark spots appear on the surface of the Sun. Scientists have long studied these 'sunspots' and are only recently beginning to realize that the dark spots represent leaks of high pressure dark because the Sun has oversucked dark to such an extent that some dark actually leaks back into space. This leakage of high pressure dark frequently causes problems with radio communications here on Earth due to collisions between the dark particles as they stream out into space at high velocity via the black 'holes' in the surface of the Sun.

As with all manmade devices, darksuckers have a finite lifetime caused by the fact that they are not 100% efficient at transmitting collected dark back to the power company via the wires from your home, causing dark to build up slowly within the device. Once they are full of accumulated dark, they can no longer suck. This condition can be observed by looking for the black spot on a full darksucker when it has reached maximum capacity of untransmitted dark... you have surely noticed that dark completely surrounds a full darksucker because it no longer has the capacity to suck any dark at all.

A candle is a primitive darksucker. A new candle has a white wick. You will notice that after the first use the wick turns black, representing all the dark which has been sucked into it. If you hold a pencil next to the wick of an operating candle, the tip will turn black because it got in the way of the dark flowing into the candle. It is of no use to plug a candle into an electrical outlet; it can only collect dark.. it has no transmission capabilities. Unfortunately, these primitive darksuckers have a very limited range and are hazardous to operate because of the intense heat produced.

There are also portable darksuckers called flashlights. The bulbs in these devices collect dark which is passed to a dark storage unit called a battery. When the dark storage unit is full, it must be either emptied (a process called 'recharging') or replaced before the portable darksucker can continue to operate. If you break open a battery, you will find dense black dark inside, evidence that it is actually a compact dark storage unit.

The darksuckers on your automobile are high capacity units with great range, thus they require much larger dark storage units mounted under the hood of the vehicle. Since there is far more dark available in the winter season, automobile dark storage units reach capacity more frequently than they do in the summer, requiring 'recharging', or in severe cases, total replacement.

Dark has great mass. When dark is drawn into a darksucker, friction caused by the speed and mass of the dark particles (called anti-photons) actually generates substantial

heat, thus it is unwise to touch an operating reach a depth of approximately fifty feet, you are in total darkness. This is because the heavier dark sinks to the bottom of the lake, making it appear 'lighter' near the surface.

The power companies have learned to use the dark which has settled to the bottom of lakes and rivers by pushing it through turbines, which generates the electricity used to pump the dark toward the ocean where it may be safely stored for their devious purposes.

Prior to the development of turbines, it was much more difficult to get the dark from the rivers and lakes to the ocean. The Indians recognized this problem, and developed means to assist the flow of dark on it's long journey to the ocean. When on a river in a canoe traveling in the same direction as the flow of dark, they paddled slowly, so as not to impede the flow of dark; but when they traveled against the flow of dark, they paddled vigorously to help propel the dark along its way.

Scientists are working feverishly to develop exotic new instrumentation with which to measure the actual speed and energy level of dark. While such instrumentation is beyond

the capabilities of the average layman, you can actually perform a test to demonstrate the unbelievable speed of dark, right in your own home.

All that is required for the simple test is a closed desk drawer situated in a bright

room. You know from past experience that the tightly shut drawer is FULL of dark. Now, place your hand firmly on the drawer's handle. Quickly yank the drawer open.. the dark immediately disappears, demonstrating the blinding speed with which the dark travels to the nearest darksucker!

The secrets of dark are at present known only to the power companies. Dark must be very valuable, since they go to such lengths to collect it in vast quantities. By some well hidden method, more modern power 'generation' facilities have devised methods to hide their collection of dark. The older facilities, however, usually have gargantuan piles of solidified dark in huge fenced in areas. Visitors to these facilities are told that the huge black piles of material are supplies of coal, but such is not the case.

The power companies have long used secret acronyms to disguise their activities; 'D.C.' stands for 'Dark Conspiracy', while 'A.C.' is suspected to represent the 'Alternate Conspiracy' which will most likely be used exclusively once the secrets of D.C. are totally understood. D.C. is rapidly yielding it's secrets to the probing eyes and instruments of honest scientists around the world. The U.S. Attorney General is considering action to be taken against the power companies for the theft and stockpiling of dark from 'consumers'. New developments are being announced every day and we promise to keep the public informed of these announcements as they occur via this newsletter.

-Stu Greene WA2MOE
Reprint Thanks to Andreas N6NU

Flea Market

October 13 SJ RED CROSS

Pacificon 2001 Registration

Page 1 of 1



The 10th Annual ARRL Pacific Division Meeting and Convention,

Advance Registration Form

Note: Advance purchase tickets will be held at the registration desk unless you include a self-addressed stamped envelope with your order.

 Name: _____ Call _____
 Address _____
 City _____ State _____ Zip _____
 Antenna Forum (Friday Only): _____ @ \$10.00 = \$ _____
 Pacificon Admission (\$15 at door) _____ @ \$10.00 = \$ _____
 Banquet (Saturday eve):
 Beef _____ @ \$35.00 = \$ _____
 Chicken _____ @ \$35.00 = \$ _____
 Breakfast (Saturday 6:45 am) _____ @ \$12.50 = \$ _____
 TOTAL = \$ _____

Print and Mail with your check to:

PACIFICON 2001
 P. O. Box 272613
 Concord, CA 94527-2613

Voicemail: (925) 932-6125

Email: tickets@pacificon.org

Hotel Reservations should be made direct to the Sheraton Concord Hotel, at 1-925-825-7700.
 Be sure to mention your attendance at the PACIFICON 2001 Convention to obtain discounted room rates.

PACIFICON 2001,

ARRL Pacific Division Convention!

It will be held on October 19th through the 21st at the Sheraton Hotel in Concord, California. Talks include "On the Cutting Edge", Emergency Communications and QRP tracks. Exhibitors open at 9 a.m. on Saturday and Sunday. License exams will be held Saturday and Sunday. For more information, check out the www.pacificon.org web site. Email for tickets at tickets@pacificon.org. Mail: PACIFICON, P.O. Box 272613, Concord, CA 94527-2613. Phone: 925-932-6125.

<<http://www.pacificon.org>>

<http://www.pacificon.org/registration.html>

(Continued from page 84) *Web Wanderings*

devices can legally operate on any amateur frequency (and most non-amateur frequencies, too) at the various levels defined in the rules. They are unconditionally secondary to other radio services. The whole matter then becomes one of actual harmful interference. If there is interference, the operator of the Part 15 device is required to correct the interference. Merely hearing a Part 15 signal in 'our' bands, though, does not meet the standards of interference as defined in the rules. This is not necessarily a bad thing. On 70 cm, we are secondary to the government users; on 30 meters, we are secondary to commercial users. How would we feel if they said, 'We can hear the hams on our bands, so they gotta get out?' The periodic emitters are not to be confused with some of the data transmitters and video transmitters that also operate on 433 MHz. From what I have seen, these are NOT Certificated, nor could they be at the ranges the manufacturers claim. For ARRL info on Part 15, see: <<http://www.arrl.org/tis/info/part15.html>>.

(Continued from page 83) *PAARA Ponderings*

the autopatch", key in the autopatch access code and the telephone number you are calling. Keep your call short to avoid "timing out" the repeater. You may have to remind the person you have called that you can't hear them when you are talking. Keep the call brief. When your call is completed, key in the autopatch OFF code, and identify again "VE1ZZZ clear of the autopatch".

Linked Repeater Operation: Where repeaters are permanently linked, your transmissions will be heard on the outputs of all the linked repeaters. Operation of a permanently linked repeater is the same as a normal repeater, except that the coverage is much greater. Linking codes are required to access the code access linkable repeaters. To use a link, identify "[local repeater call sign], [your call sign]", and then key in the local repeater's link ON codes. When the repeater identifies, identify the repeater you wish to call "[distant repeater call sign], [your call sign]", and then key in the distant repeater's link ON codes. When that repeater identifies, you can then call any station in that repeater's coverage area. You will be heard in the coverage areas of both the local repeater and the distant repeater. When you have finished your contact, you should identify again, and then turn off the links in reverse order, using the distant repeater's link OFF codes, followed by the local repeater's link OFF codes.

PAARA Radio NET
every Monday evening
8:30 P.M., local time
on the 145.230 -600 MHz repeater, PL tone off

Fw: ARK

- All I need to know I learned from Noah's Ark:
- One. Don't miss the boat.
- Two. Remember that we are all in the same boat.
- Three. Plan ahead. It wasn't raining when Noah built the Ark.
- Four. Stay fit. When you're 600 years old someone may ask you to do something really big.
- Five. Don't listen to critics, just get on with the job that needs to be done.
- Six. Build your future on high ground.
- Seven. For safety's sake travel in pairs.
- Eight. Speed isn't always an advantage. The snails were on board with the cheetahs.
- Nine. When you're stressed, float awhile.
- Ten. Remember the Ark was built by amateurs, the Titanic by professionals.
- Eleven. No matter the storm, when you are with God there's always a rainbow waiting.

From: JA Hansen via J Melvin

HSC Halted
specialties co.

Electronics • Prototyping Supplies • Computers • Lasers

Debra Blanke
Sales
KG6UI

3500 RYDER STREET PHONES: (408) 732-1573
SANTA CLARA, CA 95051 (650) 969-1448
www.halted.com FAX: (408) 732-6428

PAARAgaphs Ad Rates

PAARAgaphs accepts paid advertisements from non-members.
(short personal ads remain free for members in good standing.)

All ad rates listed are per issue only.

1. Not for profit ads by association members for ham-related items and wants. No cost for business card size ads (additional space at \$2.50 per business card size).
2. For Profit organizations and/or individuals: \$5-business card size, \$25-half page, \$50 full page or back cover.

These fees may be reduced or waived in exchange for a valuable consideration that is given to the Association or its general membership. Such consideration must be in addition to any existing arrangements with the association.

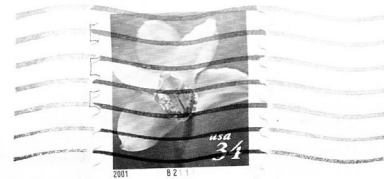
The PAARAgaphs editors reserve the right to reject any ad deemed to be not in the best interest of the Association. All fees payable in advance by the year with "scanner-ready" copy or text-only ads. Give payment and copy to Bob Korte

PAARA · Palo Alto Amateur Radio Association · P.O. Box 911, Menlo Park, California 94026-0911

- Club meetings are on the first Friday of each month, 7:30pm at the Menlo Park Recreation Center, 700 Alma Street, Menlo Park, CA. •
- Radio NET every Monday evening, at 8:30pm, on the 145.230-600 MHz repeater, PL tone off. •

Membership in PAARA is \$12.00 per calendar year which includes a subscription to PAARAgaphs, \$6 for additional family members (no newsletter).
Make payment to the Palo Alto Amateur Radio Association.
Permission is granted to reprint from this publication with appropriate source credit.

Palo Alto Amateur Radio Association, Inc.
 PAARAgraphs Newsletter
 P.O. Box 911
 Menlo Park, California 94026



u

FIRST CLASS MAIL

Inside

Calendar & Program		81
Darksuckers	WA2MOE	81
Miscellaneous Dates		82
Contests	AB6SO	82
PAARA Ponderings	AB6SO	83
Web Wanderings	AB6SO	84
Flea Market Photos	KM6EP	85
Good Old Stuff	WA6NCX	86
PACIFICON		88
Good Old Stuff	WA6NCX	86
ARK	WA6SBO	89

Webb site for propagation information:

www.arrl.org/prop/prop327

Korsak, Andy KR6DD
 504 Lakemead Way
 Redwood City, CA 94062-3919



Call For Summertime Specials!



APRS
 Trc Features
 Built In

TH-D7A 2M/40
 • 2W/400 Dual Band
 • Built in APRS
 • APRS Compatible
 • DX Packet Cluster Monitor
 • 200 Mems. CTCSS
 • V-Chi Messaging Center
 Call Now For Low Pricing!

VC-H1
 • VHF/UHF
 • Transceivers • HF SSR
 • Send Rec Digital Images
 • 132 seconds per download
 • Store pictures in memory
 • 1800 Mems. CTCSS
 • Built-in scanner • inc.
 • Download to PC
 • (with special software)
 Call For Low Price!

TH-E71A 2M/40
 • 2W/400 Dual Band
 • 200 Mems. CTCSS
 • 6W 2m 3.5W UHF • AT 1.3 & VDC
 • Antenna in Display
 • CTCSS Built In • Shared Keypad
 Call For Low Price!

TH-22AT
 • Ultra Compact
 • 5W
 • 100 Mems. CTCSS
 • Friction Built In

TM-V7A 2M/40MHz
 • 50W/25W • 280 Mems • Visual Scan
 • Alpha Numeric • Enc-Dec & Duplex Built In
 • Computer Programmable • 9600 Baud Ready
 • Cool Blue Reversible LCD • Backlit Mx
 Call Now For Low Price!

TS-870S HF Transceiver
 • DSP and F Suppr • 120W/120W
 • Dual mode noise reduction
 • Digital Filtering (no opt. filters req.)
 • Built in RS232 Windows software net

TM-261A 2M Mobile
 • 50W • Mid and Low • Mt. Spec
 • 61 Mem. Channels • Alpha Numeric function
 • Dual Menu DTM Memory
 • Backup mtc & backup encoder
 Call Now For Special Low Price!

TS-570D/G/TS-570SG USB Enhanced
 • 100W HF 120W HF/120W VHF
 • DSP • CW Auto Tune • Antenna and SW
 • DSP • Large LCD Display • E-Rec Keyer
 • RCP? Radio Control Program Compatible
 Call Now For Your Low Price!

TM-D700A 2M/440 Dualband
 • 50W VHF 35W UHF • DTM Voice Synthesizer
 • Receives 118-1300 mhz (not blocked)
 • Memory Recall (only 1000000 saved)
 • 200 Mems. CTCSS
 • Advanced APRS features
 • Ex Packet Cluster
 • Tone Scan • GPS-V-Chi/INC Ports

TS-50S HF Transceiver
 • TS50S • World's smallest HF Trans. BY
 • 8.5W/4W • 7.16 & 4.3KHz • 100W out
 • 105 db dynamic range 100 Mems
 • Opt ext ant. tuners available
 Call For Special Low Price!

TM742AD 2M/440MHz
 • Options 3rd band available • Backlit mtc
 • Up to 300 memories • 101 per band
 • PL Encode Built In • Detachable front panel
 Call Now For Your Low Price!